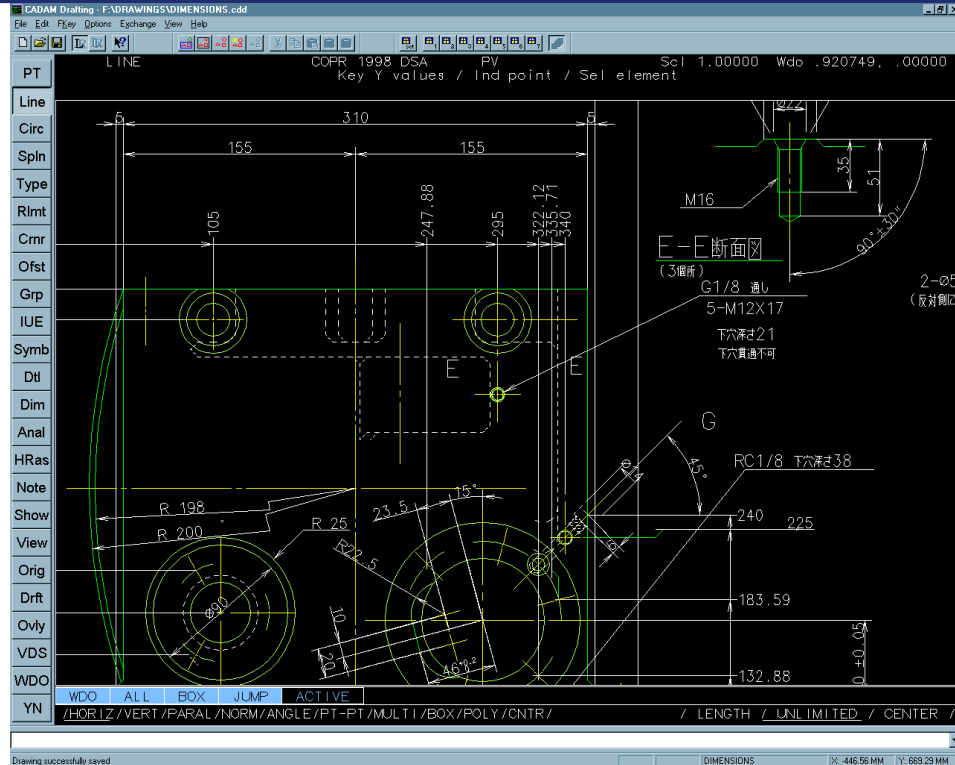


MCX Translator

The MCX Translator allows users to directly translate MICRO CADAM-X/6000 (MC-X) drawings to CATIA-CADAM Drafting (CCD) format. Additionally, it:

- Permits bidirectional translation between DIFU (Data Interchange Format Utility) formatted drawings and CATIA-CADAM Drafting drawings
- Provides the capability to easily upgrade an MC-X drawing database to CCD
- Permits individual or batch processing of MC-X drawings
- Facilitates increased collaboration between CCD and MC-X users
- Enables MC-X users to upgrade to the full-function power of CCD, including Variational Design, parametrics, associative dimensioning, and more



The Practical Path Between MC-X and CCD

If you are an MC-X user seeking to upgrade to CATIA-CADAM Drafting, or a CCD user working with MC-X drawings created in Japan, CATIA-CADAM Drafting's MCX Translator is the practical solution to ensure your success.

Whether you wish to transfer an entire MC-X database in one simple operation, or interactively convert individual MC-X drawings from the comfort of your CCD session, the MCX Translator provides the flexibility and ease of use to satisfy your demanding production needs. You will be able to take full advantage of all the powerful features of CCD, not to mention the benefits of having the largest support and development staff in the CAD/CAM/CAE industry on your side.

Direct & Two-Way Transfer

The MCX Translator provides direct translation and the highest degree of accuracy in upgrading MC-X data to CCD drawings. With the power of full-function CCD, including post-design parametrics and associative dimensions, your investment in MC-X data is more than protected—it earns interest!

The MCX Translator's DIFU option provides two-way translation between MC-X and CCD. Bidirectional translation is invaluable to companies working with MC-X user organizations, or implementing a time-phased upgrade to CCD. Because the

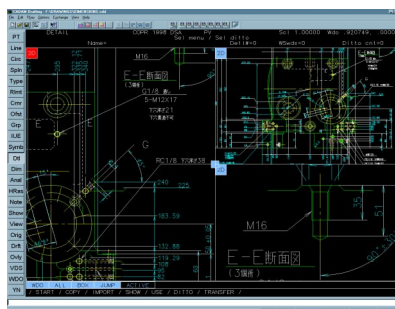
Data Interchange Format Utility standard used for two-way translation does not support all of CCD's advanced features (such as variational constraints), upgrading users are advised not to use CCD's advanced functions until drawings will remain permanently in the CATIA-CADAM Drafting environment.

Step Up to a Higher Level

The MCX Translator permits an easy upgrade path from MC-X to CCD. Through this easy-to-implement upgrade, you are able to add intelligence to your MC-X files, take advantage of the functions of CCD, and much more: You gain a growth path to the full range of today's CATIA-CADAM Solutions, and a growth path to the future products of the CATIA-CADAM Solutions family—a family of products with an unbroken track record of over 30 years of continued enhancements and investment protection.

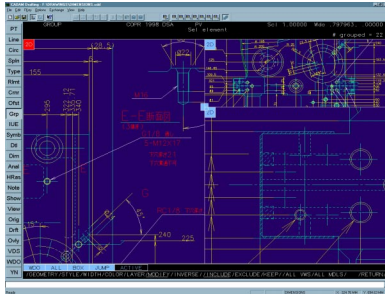
Multinational Support

With the MCX Translator, companies working with subcontractors, sister companies, or parent companies in Japan can easily accept drawings created in Japanese environments. These drawings, including drawings with Japanese characters such as Kanji, Katakana, and Hiragana, can be completely converted to CCD. Hybrid drawings with both English and Japanese text are also easily handled by the translator. Bidirectional exchange of translated drawings can be accomplished using the DIFU format.



Communicate With the World

The MCX Translator is just one of the many CCD tools for communicating with the world of CAD and the world of people. CCD is a global system that is used by many multinational companies. Messages and menus are available in English, Japanese,



German, Korean, and more. You can annotate in most alphabets, including large and complex alphabets such as Kanji and Hangeul. Text in different languages can be easily integrated on the same drawing, and the text will appear correctly no matter where in the world it is used. Documentation is available in English, Japanese, and German.

Documentation is available in English, Japanese, and German.

CCD is also multiCADlingual™. It easily handles CATIA data through the CATIA-CADAM Coupler, DXF and DWG formats using the External File Translator (EFT), and NURESTOR formats through native utilities. An IGES translator is also available from IBM.

Interactive User Exit (IUE) allows you to create applications to extract, process, and store data in CCD drawings. Users can write applications that customize the capabilities of the CCD system, and can share those applications throughout their enterprise.

In future releases, support will be provided through Dassault Systèmes' CATWEB network computing software to make CCD drawings accessible on the Internet and/or your company's intranet. This will make CCD drawings available for viewing anywhere throughout the world instantaneously and in real time.

Through Interactive Call/File (ICF) and appropriate phone lines, users are already accessing drawing files across continents, bidding on contracts in one country, designing in another, and manufacturing in yet another.

Technical Requirements

The MCX Translator requires the CATIA-CADAM Drafting base product, along with a TCP/IP connection. MC-X Version 2 is supported, and the MC-X drawing database must reside on an IBM AIX server. DIFU formatted drawings may reside locally on any of the three supported platforms. In addition, the following requirements must be met:

- AIX 4.1.5 or higher for IBM UNIX workstations
- HP-UX 10.20 or higher for Hewlett Packard UNIX workstations
- Windows NT 4.0 for Intel PCs
- 32 MB of RAM
- 100 MB of hard disk space, not including the storage space necessary for drawings



Phone: +1 818 999-2500

Fax: +1 818 999-3535

For more information about CATIA-CADAM Solutions, contact your IBM marketing representative or business partner. In the U.S., call toll-free at (800) 395-3339. You can also access a wealth of information about CATIA-CADAM Solutions on the Web:

www.catia.ibm.com

www.dsweb.com

CATIA, CADAM, and CATWEB are developed by Dassault Systèmes and marketed and supported worldwide by IBM and a network of business and development partners. CATIA and CATWEB are registered trademarks of Dassault Systèmes S.A., and CADAM is a registered trademark of Dassault Systèmes of America Corp. All other trademarks are the property of their respective owners. Photographic art is the exclusive property of Kirk Amyx Photography.

©Copyright 1998 Dassault Systèmes of America Corp.

